

# **Tableau**

## **Desktop-Certified-Associate**

### **Tableau Desktop Certified Associate Exam**



**For More Information – Visit link below:**

**<https://www.examsboost.com/>**

### **Product Version**

- ✓ Up to Date products, reliable and verified.
- ✓ Questions and Answers in PDF Format.

# Latest Version: 6.0

## Question: 1

Connect to the "Significant Volcano Eruption" data source. Create a histogram using field Death and having a bin size of 500. Find out which country reported 9 deaths in the bin of 0-500?

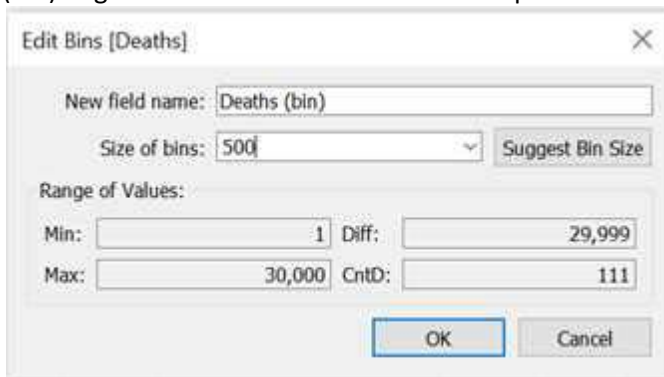
- A. United States
- B. Chile
- C. Japan
- D. Indonesia

**Answer: A**

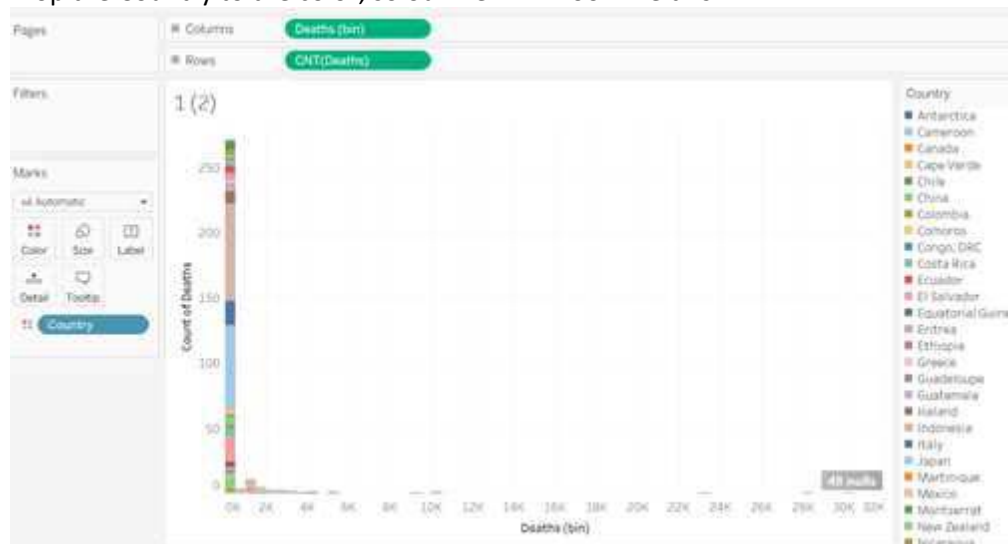
Explanation:

Select the measure "Death" and go to the Show Me and Click on Histogram

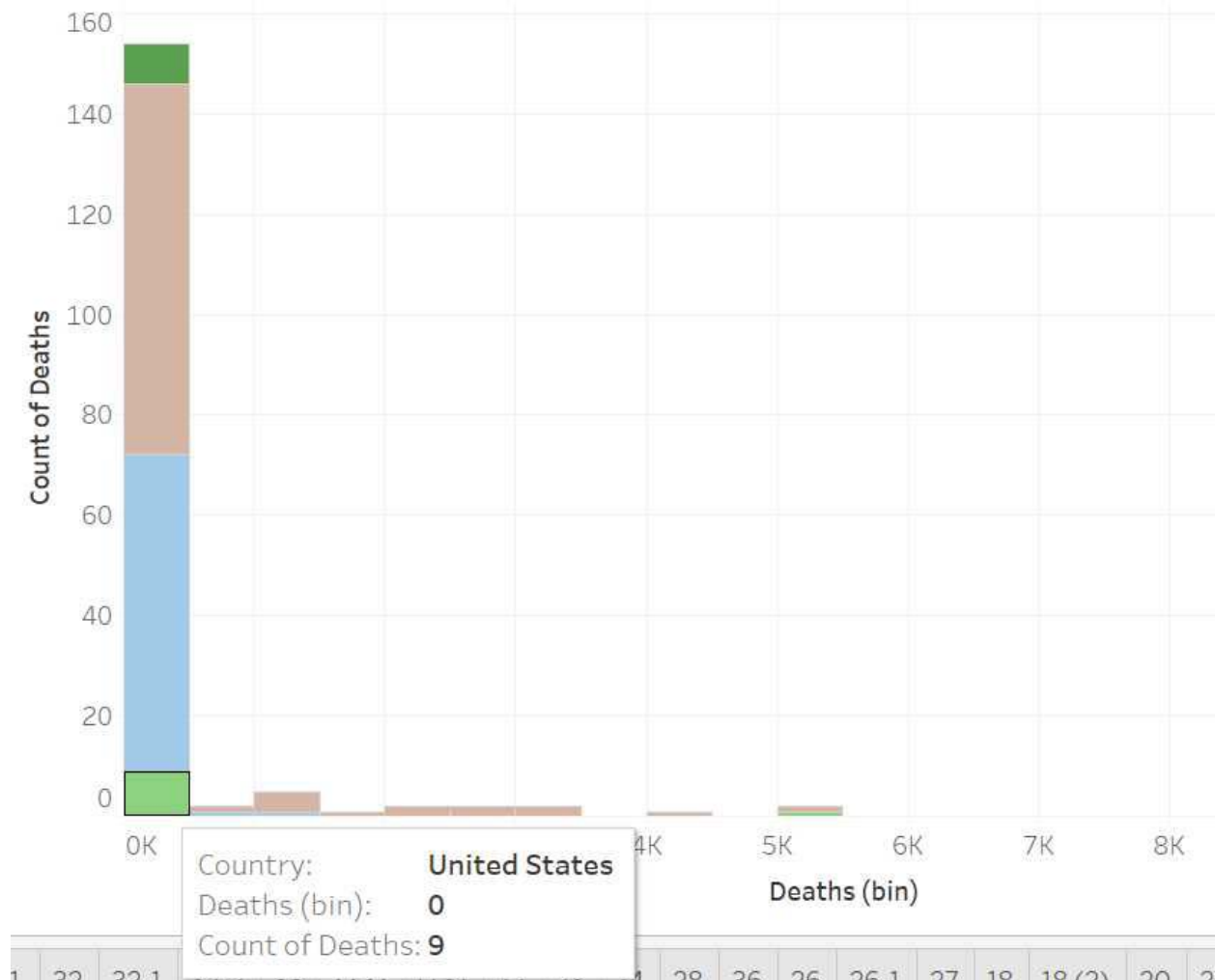
When we are binning the measure, it will create the dimension, so you get a new dimension as Death (bin). Right-click on this and click on Edit. Update the size of bins to 500.



Drop the Country to the color, so our view will look like this:



Now drop the Country to the filter and select 4 countries mentioned in our options.  
 Hover the bar, it shows the United States has reported 9 deaths.



## Question: 2

In which of the following scenarios you should use the blend?

- A. The data to combine has the same structure but consists of data of different years.
- B. The combined data will be used in many worksheets in the current workbook.
- C. The data to combine is at a different level of detail.
- D. All of the above.

**Answer: C**

Explanation:

Union - The data to combine has the same structure but consists of data of different years.

Blend - The data to combine is at a different level of detail.

### Question: 3

How the ATTR() is defined in Tableau?

- A. IF MIN ([dimension]) = MAX ([dimension]) THEN MIN ([dimension]) ELSE "\*" END
- B. IF MIN ([dimension]) = MAX ([dimension]) THEN MAX ([dimension]) ELSE "\*" END
- C. IF MIN ([dimension]) = MAX ([dimension]) THEN MIN ([dimension]) ELSE MAX ([dimension]) END
- D. IF MIN ([dimension]) = MAX ([dimension]) THEN MIN ([dimension]) ELSE NULL END

**Answer: A**

Explanation:

IF MIN ([dimension]) = MAX ([dimension]) THEN MIN ([dimension]) ELSE "\*" END

Refer: <https://kb.tableau.com/articles/howto/when-to-use-the-attribute-attr-function>

### Question: 4

To create a choropleth map, your data source should include the following types of information?

- A. Quantitative or qualitative values
- B. Location names or custom polygons
- C. Background image
- D. Custom Territories

**Answer: A, B**

Explanation:

Refer: [https://help.tableau.com/current/pro/desktop/en-us/maps\\_howto\\_choropleth.htm](https://help.tableau.com/current/pro/desktop/en-us/maps_howto_choropleth.htm)

### Question: 5

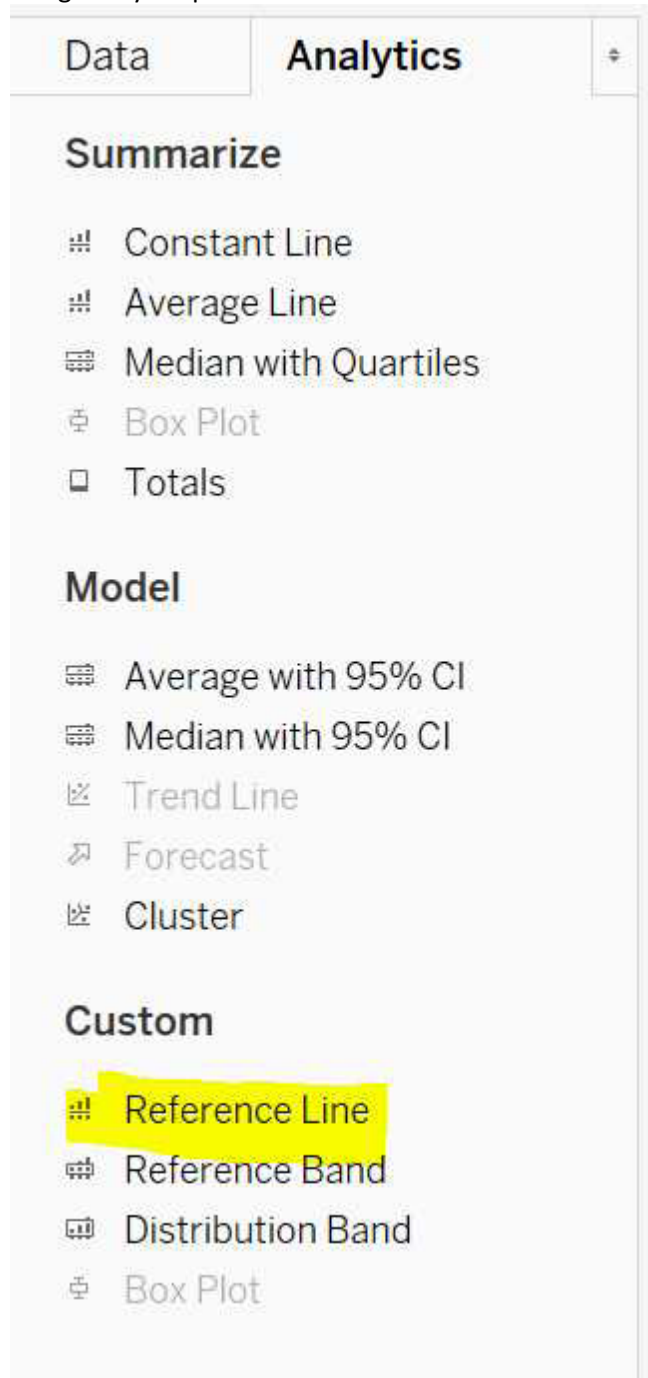
How to add reference lines in a view? (Select correct two answers)

- A. Using Analytics pane
- B. Using Data Pane
- C. Using Analysis Menu
- D. Right Click on Axis and Add Reference Line

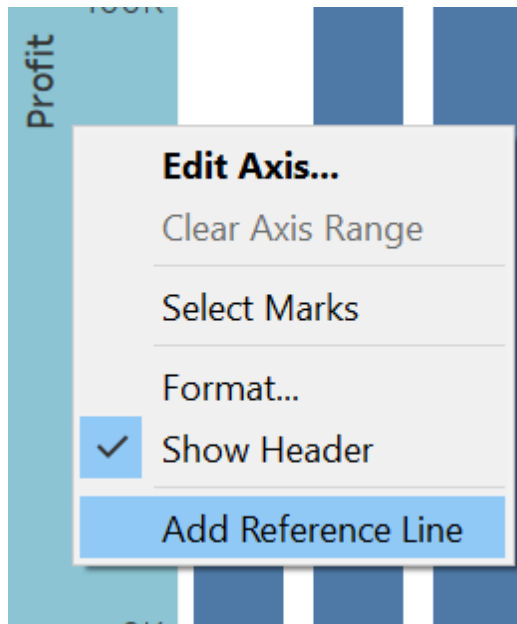
**Answer: A, D**

Explanation:

Using Analytics pane:



Right Click on Axis and Add Reference Line:



# Thank You for Trying Our Product

For More Information – **Visit link below:**

**<https://www.examsboost.com/>**

15 USD Discount Coupon Code:

**G74JA8UF**

## FEATURES

- ✓ **90 Days Free Updates**
- ✓ **Money Back Pass Guarantee**
- ✓ **Instant Download or Email Attachment**
- ✓ **24/7 Live Chat Support**
- ✓ **PDF file could be used at any Platform**
- ✓ **50,000 Happy Customer**



Visit us at: <https://www.examsboost.com/test/desktop-certified-associate>