

VMware

5V0-23.20
VMware vSphere with Tanzu Specialist



For More Information – Visit link below:

<https://www.examsboost.com/>

Product Version

- ✓ Up to Date products, reliable and verified.
- ✓ Questions and Answers in PDF Format.

Latest Version: 8.0

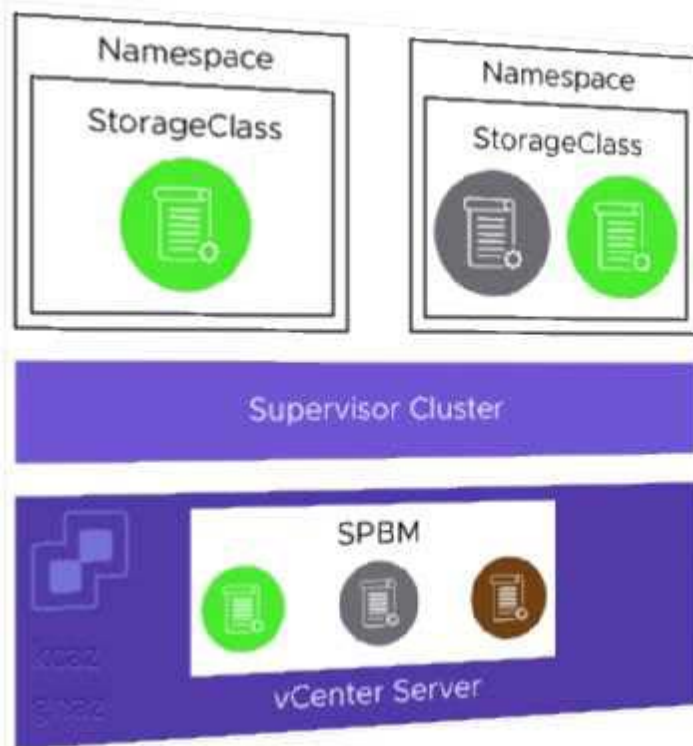
Question: 1

An administrator working in a vSphere with Tanzu environment wants to ensure that all persistent volumes configured by developers within a namespace are placed on a defined subset of datastores. The administrator has applied tags to the required datastores in the vSphere Client. Which action should the administrator take next to meet the requirement?

- A. Create a storage policy containing the tagged datastores. and apply it to the vSphere Namespace.
- B. Create a storage class containing the tagged datastores. and apply it to the Supervisor Cluster
- C. Create a persistent volume claim containing the tagged datastores, and apply it to the vSphere Namespace.
- D. Create a storage Policy containing the tagged datastores. and apply it to the Supervisor Cluster.

Answer: A

Explanation:



The vSphere administrator defines and assigns VM storage policies to a namespace:

- VM storage policies are translated into Kubernetes storage classes.
- Developers can access all assigned VM storage policies in the form of storage classes.
- Developers cannot manage storage classes.

Storage class names are created in the following way:

- Spaces in VM Storage Policy names are replaced with hyphens (-).
- Special characters are replaced with a digit. A VM Storage Policy called My Gold Policy \$ is called mygold-policy-0 as a storage class.

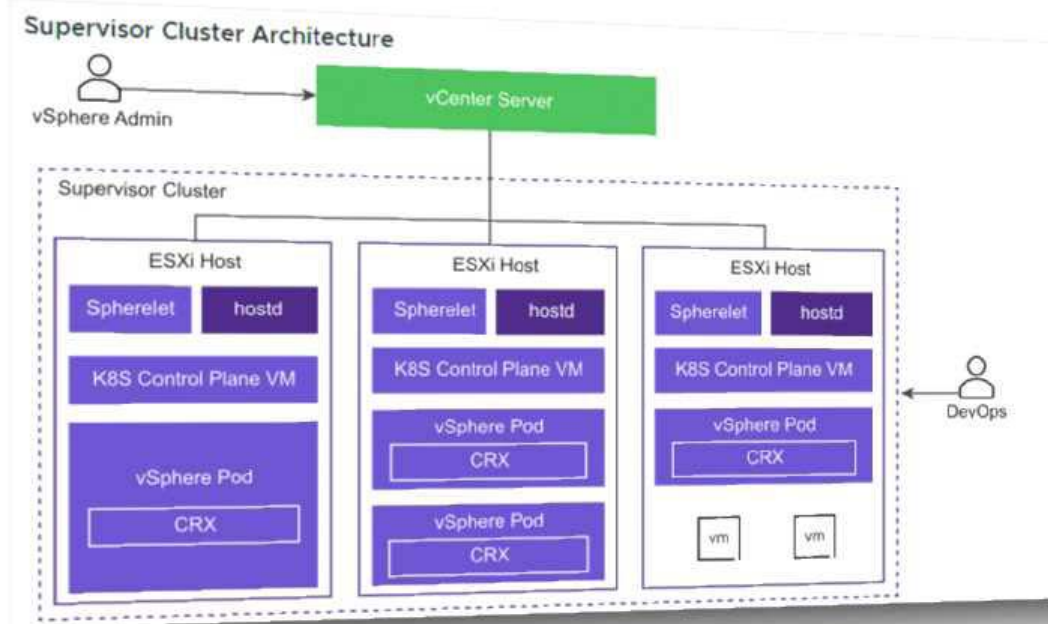
Question: 2

Which three roles does the Spherelet perform? (Choose three)

- A. Determines placement of vSphere pods
- B. Manages node configuration
- C. Starts vSphere pods
- D. Provides a key-value store for pod configuration
- E. Communicates with Kubernetes API
- F. Provisions Tanzu Kubernetes clusters

Answer: BCE

Explanation:



Spherelet is a kubelet that is ported natively to ESXi. It allows the ESXi host to become part of a Kubernetes cluster. Spherelet performs the following functions:

- Communicates with the control plane VMs
- Manages node configuration
- Starts vSphere Pods
- Monitors vSphere Pods

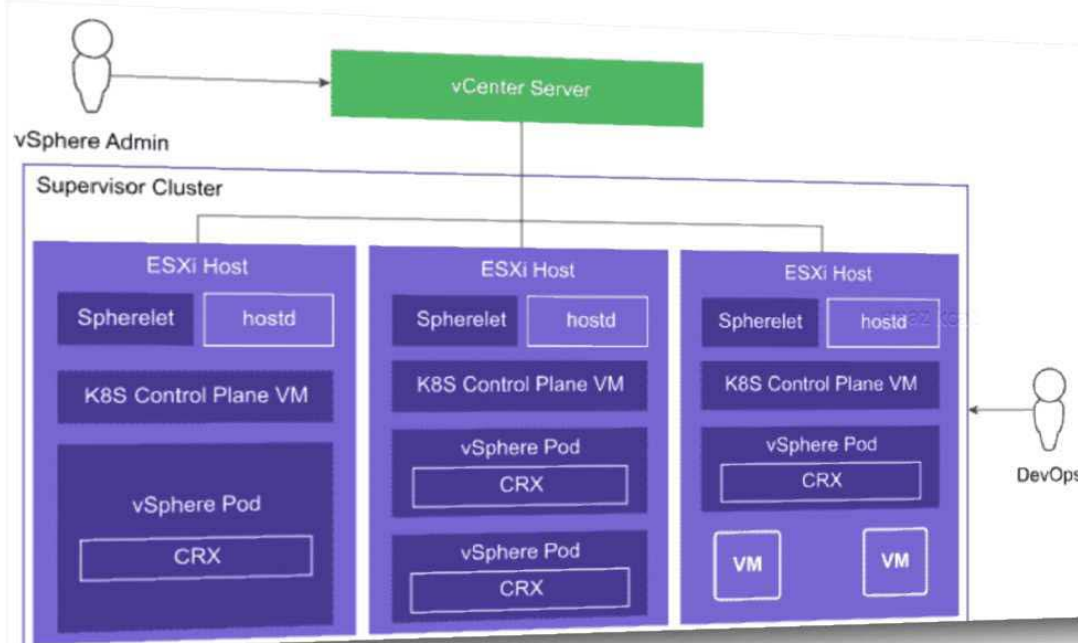
Question: 3

Why would developers choose to deploy an application as a vSphere Pod instead of a Tanzu Kubernetes cluster?

- A. They need the application to run as privileged pods.
- B. The application works with sensitive customer data, and they want strong resource and security isolation.
- C. They want to have root level access to the control plane and worker nodes in the Kubernetes cluster.
- D. The application requires a version of Kubernetes that is above the version running on the supervisor cluster.

Answer: B

Explanation:



A vSphere Pod is a VM with a small footprint that runs one or more Linux containers. With vSphere Pods, workloads have the following capabilities:

- Strong isolation from a Linux kernel based on Photon OS
- Resource management using DRS
- Same level of resource isolation as VMs
- Open Container Initiative (OCI) compatible
- Equivalent to a Kubernetes Container Host

vSphere Pods are not compatible with vSphere vMotion. When an ESXi host is placed into maintenance mode, running vSphere Pods are drained and redeployed on another ESXi host, but only if the vSphere

Pod is part of a ReplicaSet.

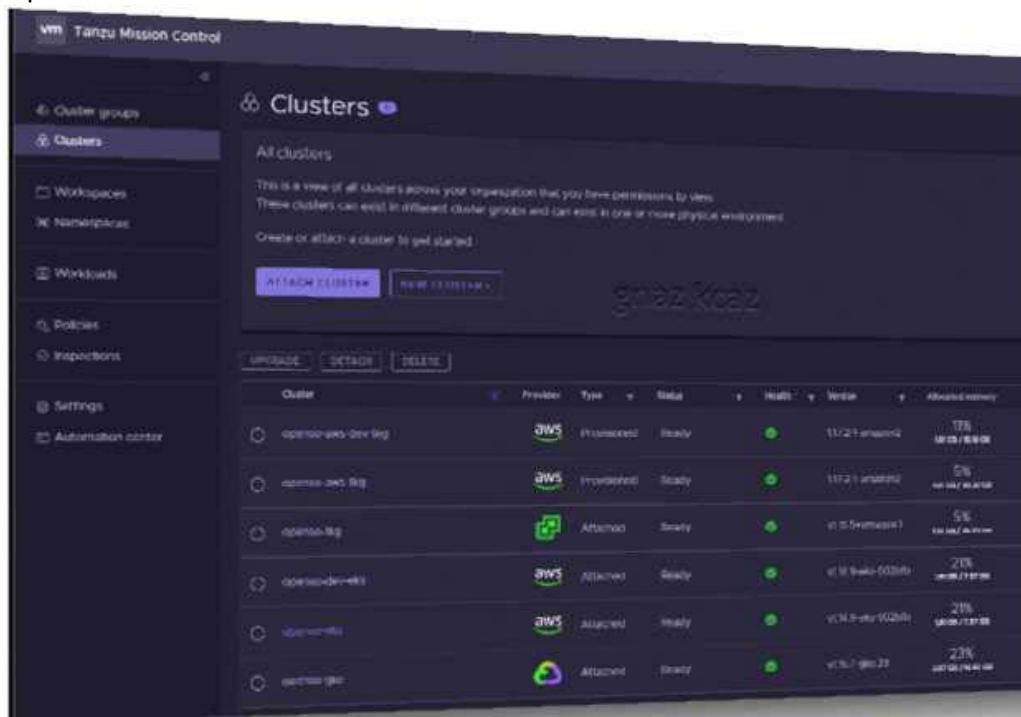
Question: 4

A company needs to provide global visibility and consistent policy management across multiple Tanzu Kubernetes Clusters, namespaces, and clouds Which VMware solution will meet these requirements'?

- A. vSphere with Tanzu Supervisor Cluster
- B. vCenter Server
- C. Tanzu Mission Control
- D. Tanzu Kubernetes Grid Service

Answer: C

Explanation:



VMware Tanzu Mission Control™ is a centralized management platform for consistently operating and securing your Kubernetes infrastructure and modern applications across multiple teams and clouds.

Question: 5

A developer is connecting to a Tanzu Kubernetes Cluster using the kubectl vsphere login command

Which information must be specified, in addition to both the name of the cluster and the Supervisor Cluster Control Plane IP?

- A. The path to the existing kubeconfig file and the SSO Username
- B. The path to the existing kubeconfig file and the Token ID for the SSO credentials
- C. The name of the Supervisor Namespace and the Token ID for the SSO credentials
- D. The name of the Supervisor Namespace and the SSO Username

Answer: D

Explanation:

To connect to the Supervisor Cluster, run the following command.

```
kubectl vsphere login --server=SUPERVISOR-CLUSTER-CONTROL-PLANE-IP
```

```
--tanzu-kubernetes-cluster-name TANZU-KUBERNETES-CLUSTER-NAME
```

```
--tanzu-kubernetes-cluster-namespace SUPERVISOR-NAMESPACE-WHERE-THE-CLUSTER-IS-DEPLOYED
```

```
--vsphere-username VCENTER-SSO-USER-NAME
```

For example:

```
kubectl vsphere login --server=10.92.42.137
```

```
--tanzu-kubernetes-cluster-name tanzu-kubernetes-cluster-01
```

```
--tanzu-kubernetes-cluster-namespace tanzu-ns-1
```

```
--vsphere-username administrator@example.com
```

Thank You for Trying Our Product

Discount Coupon Code:

EXAMSBOOST10

For More Information – **Visit link below:**

<http://www.examsboost.com/>



FEATURES

- ✓ **90 Days Free Updates**
- ✓ **Money Back Pass Guarantee**
- ✓ **Instant Download or Email**

Attachment

- ✓ **24/7 Live Chat Support**
 - ✓ **PDF file could be used at any**
- Platform**

- ✓ **50,000 Happy Customer**